

**MONTHLY REPORT OF DISBURSEMENTS**  
For the month of **March, 2015**

FAR No. 4

Department : Health  
 Agency : Bicol Medical Center  
 Operating Unit : \_\_\_\_\_  
 Organization Code (UACS) : 13.001.14.0003A  
 Funding Source Code (as clustered): \_\_\_\_\_

PARTICULARS	CURRENT YEAR BUDGET					PRIOR YEAR'S BUDGET											SUB-TOTAL	TRUST LIABILITIES				GRAND TOTAL					Remarks		
	PS	MOOE	Fin. Exp	CO	TOTAL	PRIOR YEAR'S ACCOUNTS PAYABLE					CURRENT YEAR'S ACCOUNTS PAYABLE							PS	MOOE	CO	TOTAL	PS	MOOE	Fin. Exp	CO	TOTAL			
						PS	MOOE	Fin. Exp	CO	Sub-Total	PS	MOOE	Fin. Exp	CO	Sub-Total	TOTAL													
1	2	3	4	5	6 = (2+3+4+5)	7	8	9	10	11 = (7+8+9+10)	12	13	14	15	16 = (12+13+14+15)	17 = (11+16)	18 = (6+17)	19	20	21	22 = (19+20+21)	23	24	25	26	27 = (23+24+25+26)	28		
Notice of Cash Allocation (NCA)																													
MOS Checks Issued	18,069,575	4,802,113			20,871,688	28,715	1,672,958		1,609,408	3,212,079					28,366,291	28,308,291	31,618,570	52,490,658	851,063	317,228		1,268,311	17,050,371	8,792,289		29,815,690	53,756,369		
Working Fund (NCA Issued to BT)	11,395,636	1,789,850			13,185,285		3,548,078								11,631,334	11,700,583	11,798,583	24,891,668	4,325,927	5,353,865		9,679,792	15,721,563	10,887,842		11,531,334	38,120,739		
Tax Remittance Advices Issued (TRA)	2,738,120	42,298			2,778,417		78,287			76,367						29,056			1,299,690	7,088		1,298,775	4,025,810	154,826			4,180,636		
Cash Disbursement Ceiling (CDC)																													
Non-Cash Availment Authority (NCAA)																													
Others (CDT, BT Docs Stamp, etc.)																													
<b>TOTAL</b>	<b>20,201,331</b>	<b>6,634,259</b>			<b>26,835,390</b>	<b>28,715</b>	<b>8,298,423</b>		<b>1,809,408</b>	<b>3,288,446</b>					<b>39,837,625</b>	<b>40,041,659</b>	<b>43,432,356</b>	<b>80,265,756</b>	<b>6,596,708</b>	<b>5,978,178</b>		<b>12,344,879</b>	<b>39,797,744</b>	<b>17,614,668</b>		<b>41,447,033</b>	<b>98,059,743</b>		

**SUMMARY:**

	Previous Report (Feb)			This month (Mar)			As of Date		
Total Disbursement Authorities Received									
NCA		235,963,277		85,484,139			321,447,416		
Working Fund									
TRA		12,563,802		4,180,639			16,744,438		
CDC									
NCAA									
Others (CDT, BT Docs Stamp, etc.)									
Less: Notice of Transfer Allocations (NTA) issued									
Total Disbursements Authorities Available		248,527,079		89,664,775			338,191,854		
Less: Lapsed NCA				178,964,478			159,227,376		
Disbursements *		71,304,778		69,088,743			140,393,521		
Balance of Disbursements Authorities as of to date		177,222,301		20,576,032			197,798,333		

Notes: The use of NTA is discouraged  
 \* Amounts should tally

Certified Correct:

*[Signature]*  
**ANNIE L. NAZ**  
 Accountant IV  
 Date: April 30, 2015

Approved By:

*[Signature]*  
**EFREN S.J. NERVA, MD, FPCP, FPCC, FACC**  
 Medical Center Chief II  
 Date: April 30, 2015

**MONTHLY REPORT OF DISBURSEMENTS**  
For the month of June, 2015


Department : Health  
 Agency : Bicol Medical Center  
 Operating Unit : \_\_\_\_\_  
 Organization Code (UACS) : 13 001 14 00036  
 Funding Source Code (as clustered): \_\_\_\_\_


PARTICULARS	CURRENT YEAR BUDGET					PRIOR YEAR'S BUDGET											SUB-TOTAL	TRUST LIABILITIES				GRAND TOTAL					Remarks
	PS	MOOE	Fin. Exp.	CO	TOTAL	PRIOR YEAR'S ACCOUNTS PAYABLE					CURRENT YEAR'S ACCOUNTS PAYABLE					TOTAL		PS	MOOE	CO	TOTAL	PS	MOOE	Fin. Exp.	CO	TOTAL	
						PS	MOOE	Fin. Exp.	CO	Sub-Total	PS	MOOE	Fin. Exp.	CO	Sub-Total												
1	2	3	4	5	6=(2+3+4+5)	7	8	9	10	11=(7+8+9+10)	12	13	14	15	16=(12+13+14+15)	17=(11+16)	18=(6+17)	19	20	21	22=(19+20+21)	23	24	25	26	27=(23+24+25+26)	28
Notice of Cash Allocation (NCA)																											
MDS Checks Issued	23,293,664	11,535,646			34,829,309	22,300	636,123			658,423	345,651			30,343,794	30,689,445	31,347,688	66,177,177		481,181		481,181	23,315,964	12,998,600	0	30,343,794	66,658,358	
Advice to Debit Account	11,225,419	4,660,017			15,915,435	40,212	617,816			658,029	433,928			16,122,850	16,556,778	17,214,807	33,130,242		819,381		819,381	11,265,631	6,561,142	0	16,122,850	33,949,623	
Working Fund (NCA Issued to BTr)																											
Tax Remittance Advices Issued (TRA)	2,364,267	215,086			2,599,353		1,769			1,769				1,676,633	1,676,633	1,678,392	4,277,747	2,076,434	278,814		2,355,248	4,460,700	495,661	0	1,676,633	6,632,995	
Cash Disbursement Ceiling (CDC)																											
Non-Cash Availment Authority (NCAA)																											
Others (COT, BTr Docs Stamp, etc.)																											
<b>TOTAL</b>	<b>36,903,349</b>	<b>16,440,751</b>	<b>0</b>	<b>0</b>	<b>53,344,100</b>	<b>62,512</b>	<b>1,255,698</b>	<b>0</b>	<b>0</b>	<b>1,318,210</b>	<b>0</b>	<b>779,579</b>	<b>0</b>	<b>48,143,277</b>	<b>48,622,856</b>	<b>50,241,066</b>	<b>103,585,166</b>	<b>2,076,434</b>	<b>1,579,376</b>	<b>0</b>	<b>3,655,809</b>	<b>39,042,295</b>	<b>20,055,403</b>	<b>0</b>	<b>48,143,277</b>	<b>107,240,975</b>	

**Summary:**

	Previous Report (May)	This month (June)	As of Date	Previous Report (May)	This month (June)	As of Date
Total Disbursement Authorities Received				608,194,708	82,614,561	690,809,269
NCA	577,634,340	75,981,566	653,615,906			
Working Fund						
TRA	30,560,368	6,632,995	37,193,362			
CDC						
NCAA						
Others (COT, BTr Docs Stamp, etc.)						
Less: Notice of Transfer Allocations (NTA)* issued						
Total Disbursements Authorities Available	608,194,708	82,614,561	690,809,269	608,194,708	82,614,561	690,809,269
Less: Lapsed NCA	178,882,519	120,444,649	300,327,168	283,206,806	107,240,975	390,447,781
Disbursements *	283,206,806	107,240,975	390,447,781	324,987,902	(24,626,414)	300,361,487
Balance of Disbursements Authorities as of to date	145,105,382	(146,071,063)	34,319			

Notes: The use of NTA is discouraged  
 \* Amounts should tally

Certified Correct:  
  
**ARMIDA L. NAZ**  
 Accountant IV  
 Date: July 23, 2015

Approved By:  
  
**EFREN S. NERVA, MD, FPCP, FPCC, FACC**  
 Medical Center Chief II  
 Date: July 23, 2015

**MONTHLY REPORT OF DISBURSEMENTS**  
For the month of September, 2015


Department : Health  
 Agency : Bicol Medical Center  
 Operating Unit : \_\_\_\_\_  
 Organization Code (UACS) : 13 001 14 00036  
 Funding Source Code (as clustered): \_\_\_\_\_


PARTICULARS	CURRENT YEAR BUDGET					PRIOR YEAR'S BUDGET											SUB-TOTAL	TRUST LIABILITIES				GRAND TOTAL					Remarks	
	PS	MOOE	Fin Exp	CO	TOTAL	PRIOR YEAR'S ACCOUNTS PAYABLE					CURRENT YEAR'S ACCOUNTS PAYABLE							TOTAL	PS	MOOE	CO	TOTAL	PS	MOOE	Fin Exp	CO		TOTAL
						PS	MOOE	Fin. Exp	CO	Sub-Total	PS	MOOE	Fin. Exp	CO	Sub-Total	PS												
1	2	3	4	5	6=(2+3+4+5)	7	8	9	10	11=(7+8+9+10)	12	13	14	15	16=(12+13+14+15)	17=(11+16)	18=(6+17)	19	20	21	22=(18+20+21)	23	24	25	26	27=(23+24+25+26)	28	
Notice of Cash Allocation (NCA)																												
MDS Checks Issued	25,095,544	11,173,914			36,269,457		532,838			532,838				6,345,999	6,345,999	6,878,838	43,148,295	1,120,057	2,224,938		3,344,995	26,215,601	13,931,690		6,345,999	46,493,290		
Advice to Debit Account	978,376	3,690,304			4,668,769		768,684			768,684				29,506,271	29,506,271	30,274,956	34,943,724	7,315,192	2,484,275		9,799,467	8,293,566	6,943,353		29,506,271	44,743,192		
Working Fund (NCA issued to BTr)																												
Tax Remittance Advices Issued (TRA)	2,422,174	159,082			2,581,256									32,863	1,826,683	1,859,746	1,859,746	4,441,002	24,263		24,263	2,422,174	216,208		1,826,683	4,465,265		
Cash Disbursement Ceiling (CDC)																												
Non-Cash Availment Authority (NCAA)																												
Others (CDT, BTr Docs Stamp, etc.)																												
<b>TOTAL</b>	<b>28,496,093</b>	<b>15,023,389</b>			<b>43,519,482</b>		<b>1,301,523</b>			<b>1,301,523</b>				<b>32,863</b>	<b>37,679,154</b>	<b>37,712,017</b>	<b>39,013,539</b>	<b>82,533,021</b>	<b>6,435,250</b>	<b>4,733,476</b>		<b>13,168,726</b>	<b>36,931,343</b>	<b>21,091,250</b>		<b>37,679,154</b>	<b>95,701,747</b>	


**SUMMARY:**

	Previous Report (Aug)			This month (Sept)			As of Date		
Total Disbursement Authorities Received									
NCA		842,587,256	68,728,171		911,315,426				
Working Fund									
TRA		53,109,978	4,465,265		67,675,243				
CDC									
NCAA									
Others (CDT, BTr Docs Stamp, etc.)									
Less: Notice of Transfer Allocations (NTA) issued									
Total Disbursements Authorities Available		895,697,233	73,193,436		968,890,669				
Less: Lapsed NCA		300,327,168	94,075,088		394,402,256				
Disbursements *		476,249,797	95,701,747		571,951,544				
Balance of Disbursements Authorities as of to date		119,120,268	-116,583,360		2,536,925				

Notes: The use of NTA is discouraged  
 \* Amounts should tally

Certified Correct:  
  
**ARMIDA L. NAZ**  
 Accountant IV  
 Date: October 6, 2015

Noted:  
  
**EVELYN V. SAYSON**  
 Supervising AO / OIC-Finance Service  
 Date: October 6, 2015

Approved By:  
  
**MARIA ESTRELLA B. LITAM, MD, FPPS, FPDISP, MBA-H**  
 Medical Center Chief II  
 Date: October 6, 2015

MONTHLY REPORT OF DISBURSEMENTS  
As of December 31, 2015

Department: Health  
Agency: Bicol Medical Center  
Operating Unit:  
Organization Code (UACS): 13 001 14 00098  
Funding Source Code (as clustered):

PARTICULARS	CURRENT YEAR BUDGET					PRIOR YEAR'S BUDGET											SUB-TOTAL	TRUST LIABILITIES				GRAND TOTAL					Remarks	
	PS	MOOE	Fin Exp	CO	TOTAL	PRIOR YEAR'S ACCOUNTS PAYABLE					CURRENT YEAR'S ACCOUNTS PAYABLE							PS	MOOE	CO	TOTAL	PS	MOOE	CO	TOTAL			
						PS	MOOE	Fin Exp	CO	Sub-Total	PS	MOOE	Fin Exp	CO	Sub-Total	TOTAL												
1	2	3	4	5	6=(2+3+4+5)	7	8	9	10	11=(7+8+9+10)	12	13	14	15	16=(12+13+14+15)	17=(11+16)	18=(17)	19	20	21	22=(19+20+21)	23	24	25	26	27=(23+24+25+26)	28	
Cash Allocation (NCA)																												
Checks Issued	208,810,748	71,170,747			277,981,495	140,878	3,132,177		1,809,408	4,862,403	216,421	1,314,957		97,789,841	69,331,220	64,219,082	372,185,178	97,036,085	28,308,202		64,094,366	244,604,133	102,016,182		60,406,249	436,228,544		
Advice to Debit Account	76,176,813	26,724,364			102,900,907	1,421,196	7,559,997		501,261	8,572,474		1,369,435,03		119,626,834	112,018,069	121,588,543	224,489,490	23,124,662	12,201,324		35,325,975	100,722,491	47,875,049		149,543,891	295,141,401		
Working Fund (NCA issued to BTr)																												
Tax Remittance Advices Issued (TRA)	33,761,825	3,108,893			36,870,718	100,624	492,776		7,061	546,975		915,692		23,489,559	23,805,231	24,351,930	61,242,844	14,520,703	2,617,841		17,347,843	48,418,351	6,675,295		40,844,284	95,937,931		
Cash Disbursement Ceiling (CDC)																												
Non-Cash Availment Authority (NCAA)																												
Others (CDT, BTr Doce Stamp, etc.)																												
<b>TOTAL</b>	316,768,197	101,003,834			417,772,121	1,665,898	11,124,943		2,207,771	15,001,612	216,421	3,020,064		221,616,035	225,152,340	240,154,151	657,927,272	75,360,439	41,417,548		116,707,985	303,844,645	156,586,507		278,797,424	627,308,876		
Less TRA January, 2015	2,307,410	838,408			3,405,818							14,156		6,217,018	6,231,176	6,231,176	6,537,054											
<b>NET AMOUNT</b>	314,201,777	100,165,426	0	0	414,567,243	1,665,898	11,124,943	0	2,207,771	15,001,612	216,421	3,005,908	0	215,399,018	218,921,164	233,922,975	646,290,218											

Certified Correct:



ARMIDA L. NAZ  
Accountant IV  
Date: January 28, 2016

Noted:



EVELYN V. SAYSON  
Supervising AD / OIC-Finance Service  
Date: January 28, 2016

Approved By:



MARIA ESTRELLA B. LITAM, MD, FPPS, FPIDSP, MBA-H  
Medical Center Chief II  
Date: January 28, 2016